

# COAP 2026

## INFORMATION BROCHURE



## Coordinating Institute



Indian Institute of Technology Roorkee  
Roorkee, Uttarakhand – 247667, India

## CONTENTS

Sl. No.	Topic	Page No.
1.	Introduction to COAP	2
2.	Salient features of COAP	2-3
3.	Guidelines for COAP 2026	3-5
4.	Registration for COAP 2026	5
5.	Important Dates for COAP 2026	5-6
6.	Flow charts for COAP 2026	7-8
7.	Frequently Asked Questions (FAQ)	9-15
8.	Participating Institutes/PSU's	16

## List of Figures

Figure	Figure Captions	Page No.
Figure 1	COAP (Common Offer Acceptance Portal): Registration and Log-in	7
Figure 2	COAP: Candidate Action Flow Chart for Main Round(s) of Offers (Last round is a Decisive Round)	8
Figure 3	COAP: Candidate Action Flow Chart for the Decisive Round of Offers	8

## 1. Introduction to COAP

The Common Offer Acceptance Portal or COAP was initiated in 2017 to provide a common platform for the registered candidates seeking admission to take the most preferred choice for admission into an M. Tech. Programme in participating Institutes, or job offer from participating Public Sector Units (PSUs). At the beginning, eight institutions (IIT Bombay, IIT Bhubaneswar, IIT Delhi, IIT Guwahati, IIT Indore, IIT Kharagpur, IIT Madras, IIT Roorkee) were involved in COAP-2017, over the years, more than twenty-three institutes and a PSU (NPCIL) have come together and participated in COAP for filling their M. Tech. seats or job vacancies. Every year, the GATE organizing institute of the preceding year acts as the coordinating institute for COAP.

IIT Roorkee is the coordinating institute for COAP 2026, and the participating institutes are: IISc Bangalore, IIT Bhilai, IIT Bhubaneswar, IIT BHU, IIT Bombay, IIT Delhi, IIT Dharwad, IIT Gandhinagar, IIT Goa, IIT Guwahati, IIT Hyderabad, IIT Indore, IIT (ISM) Dhanbad, IIT Jammu, IIT Jodhpur, IIT Kanpur, IIT Kharagpur, IIT Madras, IIT Mandi, IIT Palakkad, IIT Patna, IIT Roorkee, IIT Ropar and IIT Tirupati.

## 2. Salient features of COAP

- COAP refers to Common Offer Acceptance Portal, on which all the Participating Institutes/ PSU's will upload their offers in a common time window as specified.
- The registered candidates can access the admission/ job offers by registering at COAP from all the participating institutes/ PSU's where they have applied for M. Tech. admissions/ jobs.
- For admission into M. Tech. program in any of the participating institutes or applying for a job in any participating PSU, every candidate should also apply to the corresponding Institute/ PSU.
- To understand the mechanism of looking at all the available offers and making a specific choice out of the offers, the candidates are advised to read the guidelines and then register at COAP 2026.
- COAP is not an Application Portal for M. Tech. admission in any participating institute.
- **Candidates should apply separately to the respective Institute(s) for M. Tech. admission/ PSU for the job.**
- Each participating Institute/ PSU will follow the selection procedure as per the norms and guidelines of the respective Institute.
- To access and take a decision on the most preferred choice out of the offers (if any) made by participating Institute(s), each candidate should register at COAP.

- COAP registration is completely free. Note that providing COAP registration number has been made mandatory by the participating institutes in their M. Tech. application portals.

## Eligibility Criteria

1. Candidates must be Indian Nationals.
2. Candidates should have valid GATE scores (Qualified in GATE 2026/ 2025/ 2024).

## 3. Guidelines for COAP 2026

The COAP is designed to ensure that all M. Tech. seats are filled at participating institutes and to provide a unified platform for PSUs to post job offers to the GATE-qualified candidates. The primary goal is to create fair opportunities for both institutes seeking to admit student and individuals pursuing M. Tech. programs or PSU employment.

### 1. Offer Upload and Selection

- Participating Institutes/ PSUs upload their offers (seats/ jobs) on specific, predetermined dates (Section 5).
- Registered candidates can select only one offer from among all those available in each round.

### 2. Decision Options

In each main round, candidates may choose one of the following three options:

- **Accept and Freeze**
  - Select this option to accept one of the available offers and opt out of further consideration or upgrades in subsequent rounds.
  - After choosing “**Accept and Freeze**”, click **Submit** to confirm.
  - Next, visit the corresponding Institute’s admission portal or PSU’s job portal and follow their specified procedures.
- **Retain and Wait**
  - Select this option to provisionally accept one of the available offers while still seeking possible upgrades to higher preferences in subsequent rounds.
  - If a higher preference offer is made later, the current offer will be released.
  - You can choose “**Retain and Wait**” for the same offer (same institute and same program) **only twice**.
  - After choosing the “**Retain and Wait**”, click **Submit** to confirm your decision.
- **Reject and Wait**
  - Select this option if you do not wish to accept any of the current offers but would still like to be considered for your higher preferences in future rounds.

- The same offer you reject in this round will not appear in subsequent rounds.
- After choosing “**Reject and Wait**”, click **Submit** to confirm your decision.

### 3. Submission Procedure

- After making your final choice, you must click **Submit** to finalize it.
- Failure to do so will be treated as if you did not access COAP (see Guidelines point 5).

### 4. Admission or Joining

- Once you have selected “**Accept and Freeze**”, you must visit the relevant organization's website or admission portal to complete their admission formalities by the stated deadlines.

### 5. Effect of Rejection or Non-Submission

- Any offer you reject in a given round will not be extended to you again in later rounds.
- If you choose “Retain and Wait” or “Reject and Wait,” you may still be considered for your higher preferences, if any, in the later rounds.
- If you do not access COAP or do not make a decision in a particular round, any offers in that round are automatically considered “Rejected.” However, you will still be considered for higher preferences, if any, in later rounds.

### 6. Decisive (Final) Round

In the decisive round (final main round and any additional rounds), only two options are available: “Accept and Freeze” or “Reject”.

- **Accept and Freeze:** Choose this if you wish to accept one of the offers and follow the subsequent admission/ joining procedures by the specified deadline.
- **Reject:** Choose this if you are not willing to accept any of the current offers. All offers in that round will be considered rejected.

If you do not access COAP or fail to make a decision in the final round, all offers are considered rejected.

### 7. Exclusive Availability of Offers

- During COAP’s operation window, offers from participating institutes/ PSUs are exclusively accessible via COAP. All acceptance, upgrade, or rejection actions must be carried out on the COAP platform.

### 8. Action Flow Charts

- Refer to **Action Flow Charts I and II** in [Fig. 1](#) and [Fig. 2](#) for a detailed illustration of how each COAP Rounds of Offers is conducted.

## 4. Registration for COAP 2026

1. To register for COAP 2026, candidate must have their name, GATE Registration number(s), valid GATE score(s), date of birth, email address and mobile number.
2. Only those who have qualified in GATE 2026/ GATE 2025/ GATE 2024 and wish to apply for M. Tech. admission or PSU job offers through participating institutes are eligible to register at COAP 2026. After successful registration, candidate can view offers from these institutes, which will be linked to their COAP registration number.
3. Registration is deemed successful only when a candidate completes the log-in procedure using the details sent via email and SMS. The email contains a URL along with the login ID, and the SMS contains the password.
4. Candidates should enter all valid GATE scores (GATE 2026, GATE 2025, GATE 2024) while filling the application. If no additional GATE scores exist, clicking the “**SUBMIT**” button completes the registration process.
5. The application process for COAP 2026 is finalised only after clicking the “**SUBMIT**” button during the first login to the candidate’s account.

## 5. Important Dates for COAP 2026 (For Candidates)

**Table:** Tentative schedule for **Main Rounds** of offers

Round No.	Time window for candidates to view offers and take a decision	Accept & Freeze	Retain and Wait	Reject & Wait
Round 1	May 11 (10:00 AM) to May 13 (09:00 AM)	Yes	Yes	Yes
Round 2	May 17 (10:00 AM) to May 20 (09:00 AM)	Yes	Yes	Yes
Round 3	May 24 (10:00 AM) to May 27 (09:00 AM)	Yes	Yes / No*	Yes
Round 4	May 31 (10:00 AM) to June 03 (09:00 AM)	Yes	Yes / No*	Yes
Round 5	June 06 (10:00 AM) to June 10 (09:00 AM)	Yes	No	Yes

- \*No “**Retain and Wait**” available for the 3<sup>rd</sup> time if candidate selected “**Retain and Wait**” on the same (Same Institute & Same Program) offer twice in two previous rounds.
- In Rounds 1 to 4, you may choose among “**Accept & Freeze**,” “**Retain and Wait**,” or “**Reject**,” but “**Reject & Wait**” cannot be selected more than twice for the same offer.
- “**Retain and Wait**” must be chosen in each eligible round. If no action is taken in a round, all offers in that round are automatically considered “**Rejected**.”
- Round 5 is a Decisive Round, where you can only choose between “**Accept & Freeze**” and “**Reject**.”
- Please refer to the flowchart link for details on these options, as well as schedule for additional rounds.

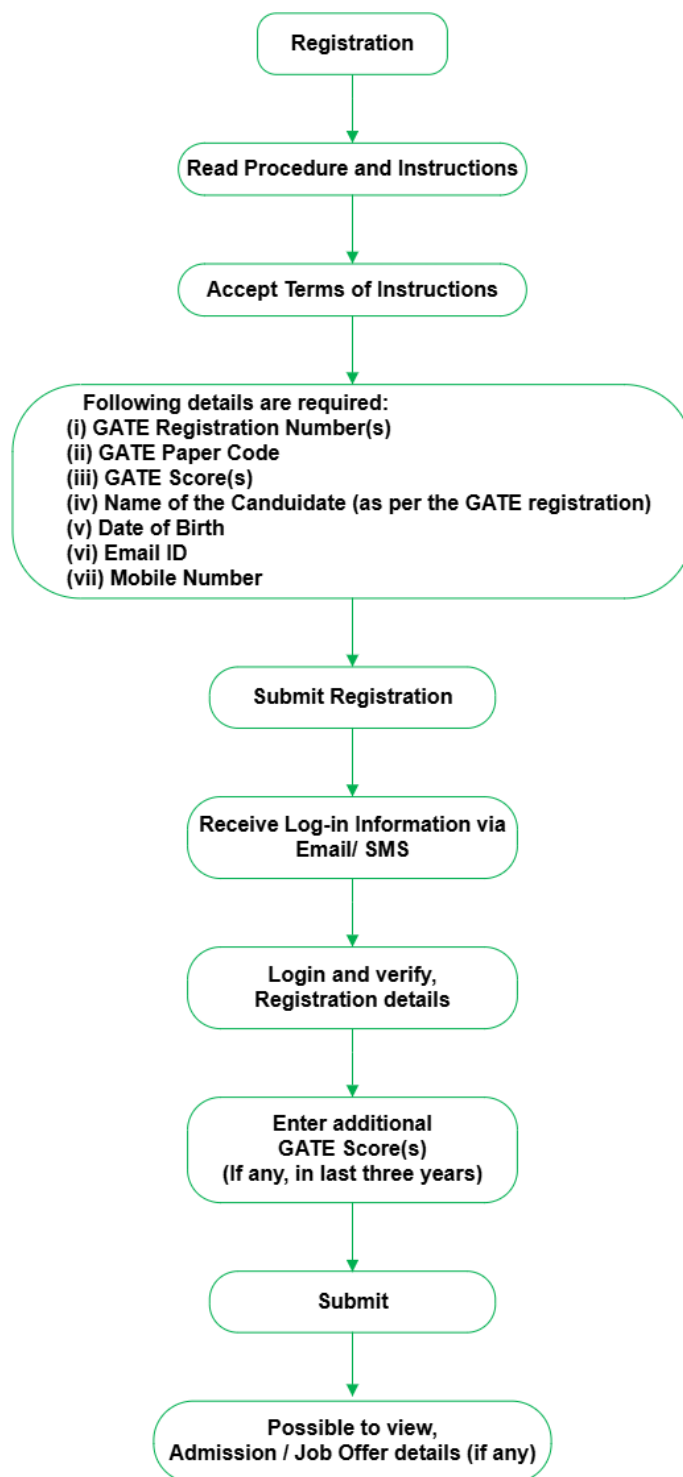
**Table:** Tentative schedule for Main Rounds of offers

Round No.	Time window for candidates to view offers and take a decision	Accept & Freeze	Retain and Wait	Reject & Wait
Round 6	June 13 (10:00 AM) to June 17 (09:00 AM)	Yes	No	Yes
Round 7	June 20 (10:00 AM) to June 23 (09:00 AM)	Yes	No	Yes
Round 8	June 27 (10:00 AM) to July 01 (09:00 AM)	Yes	No	Yes
Round 9	July 04 (10:00 AM) to July 05 (09:00 AM)	Yes	No	Yes
**Round 10	July 11 (10:00 AM) to July 12 (09:00 AM)	Yes	No	Yes*

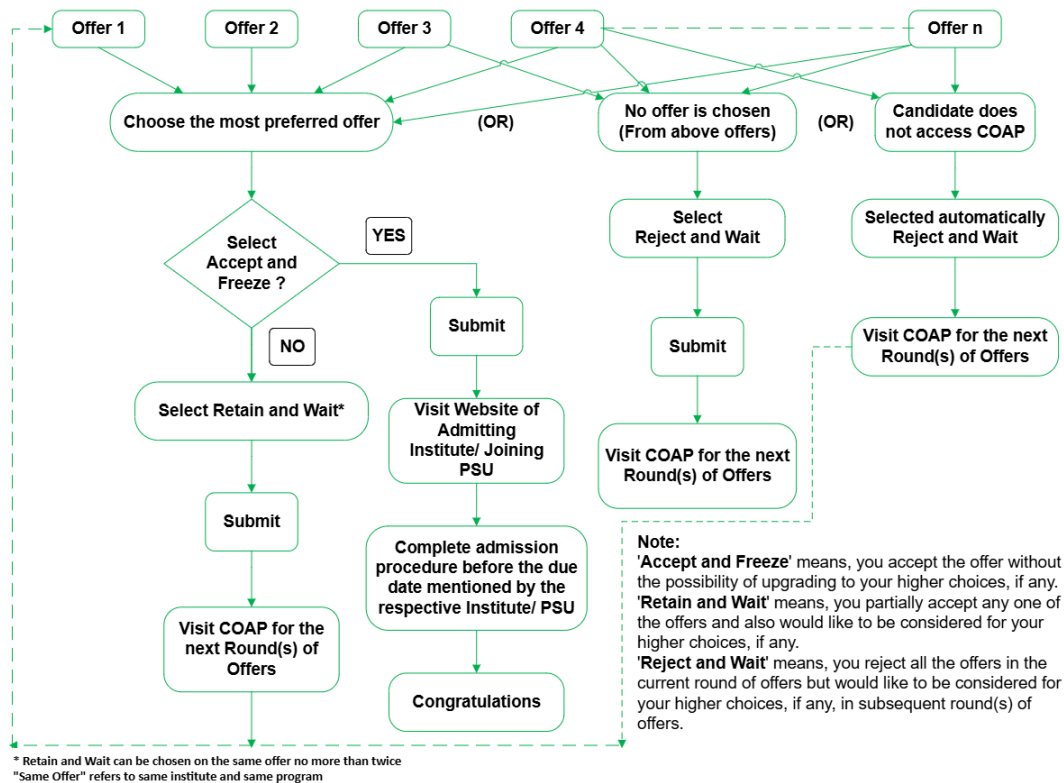
- \*\*For participating IITs that choose to continue beyond Round 9
- Rounds 6, 7, 8, 9, and 10 are treated as independent Decisive Round, where candidates only have “**Accept and Freeze**” or “**Reject**” options.
- Please refer to the flowchart in the next section.

## 6. Flow Charts for COAP 2026

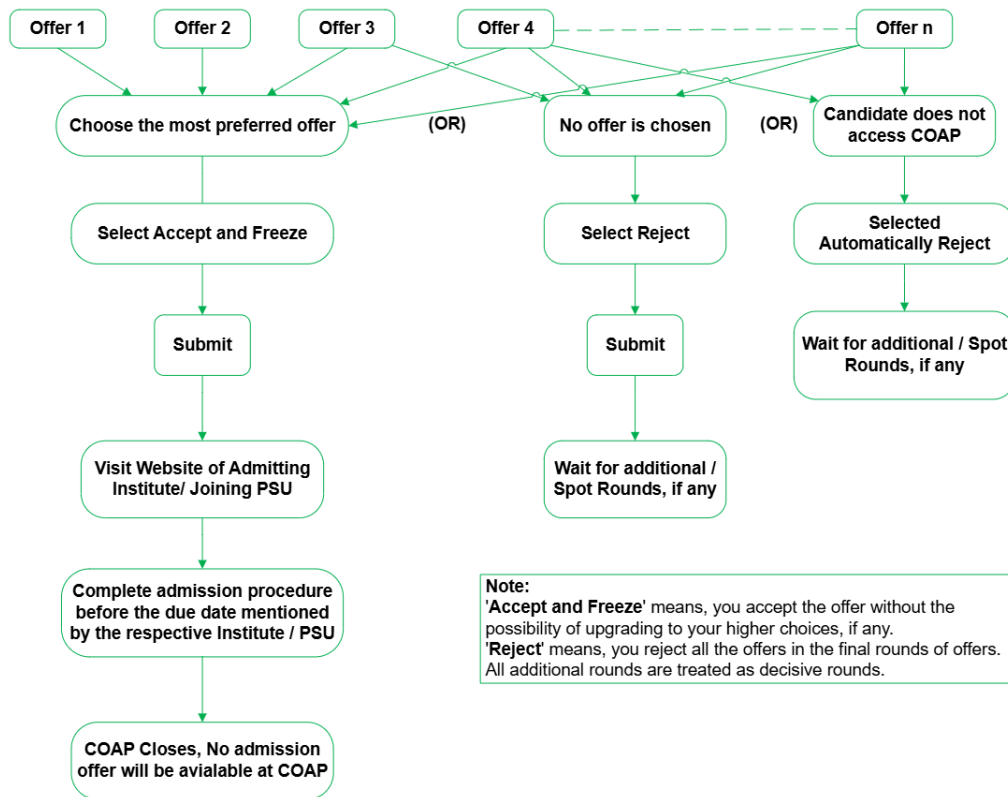
The working flowchart for registration of COAP 2026 and log-in is shown in Fig. 1. Corresponding action flowchart for Main round of offers is shown in Fig. 2 and decisive round in Fig. 3.



**Fig. 1 Flow Chart for Registration and Log-in of COAP 2026**



**Fig. 2 Candidate Action Flow Chart for all Rounds of Offers**



**Fig. 3 Candidate Action Flow Chart for the Decisive Round of Offers**

## 7. Frequently Asked Questions (FAQ)

### What is COAP?

1. COAP stands for Common Offer Acceptance Portal.
2. COAP provides a common platform for candidates to select their preferred M. Tech. admission offers from participating academic institutes, but it is not a portal for submitting M. Tech. applications.
3. The candidate must apply separately to each institute(s) for M. Tech. admission.
4. Admission Offers are uploaded by the participating Institutes during a specified time window on COAP.
5. Each institute follows its own selection process according to its norms and guidelines, and only those institutes will upload offers.
6. To review offers and finalize their decisions, candidates should register on COAP and log in during the designated time.

### Is it necessary for a candidate to register at COAP?

All participating institutes will request COAP registration number on their M. Tech. admission portal. Admission offers from these institutes will only be available through COAP.

To review and decide on the most preferred offer(s), candidate must register on COAP and log in. Without registering, candidates cannot access any offers posted on the COAP portal.

### I have registered on the COAP portal in 2025 and/or 2024. Do I have to register again?

Yes, you have to register again for COAP 2026. COAP 2025/ COAP 2024 registration is not valid for this year admission process/ job opportunities.

### Can I apply for M. Tech./ Job to participating Institutes/ PSUs through COAP?

No, COAP does not serve as a portal for M. Tech. admissions or job applications. Candidates must apply separately to each institute for M. Tech. admissions or to PSUs for job opportunities.

### Who can register at this Common Offer Acceptance Portal (COAP)?

Candidates seeking or applying for M. Tech. admissions in any COAP-participating institute, and holding a valid GATE score (2026, 2025, or 2024), are eligible to register at COAP.

**I am an IIT Graduating/ Graduated student. Can I register at this Common Offer Acceptance Portal (COAP)?**

Candidates graduating or graduated from IITs who hold a valid GATE score (2026, 2025, or 2024) and plan to apply for admission at participating institutes should register at COAP 2026 with their valid GATE score(s).

Candidates graduating or graduated from IITs with a B.Tech. degree and a CGPA of 8.0 or higher (on a 10-point scale) may apply directly to the respective institutes for M. Tech. admission and should not register at COAP.

**I am a Foreign National with a valid qualified GATE score. Can I register at COAP?**

No. Foreign-national candidates are not required to register at COAP.

**I am a sponsored/ defence sponsored candidate. Can I register at COAP?**

If you have a valid GATE score (2026, 2025, 2024), you may register at COAP 2026.

**I am a candidate under the Quality Improvement Programme (QIP). Can I register at COAP?**

If you have a valid GATE score (2026, 2025, 2024), you may register at COAP 2026.

**I am a GATE qualified candidate (2026 and/or 2025 and/or 2024). How to register at COAP 2026?**

Indian nationals should register online through the COAP application portal by clicking the '**Register**' link. Carefully review all instructions in the COAP Information Brochure and complete the application with all required details, including name, GATE registration number(s), GATE score(s), date of birth, email ID, and mobile number. No modifications can be made after submission. After completing the application, print a copy of the registration for future reference.

Foreign nationals do not need to register at COAP.

**What are the documents needed to be uploaded while registering at COAP?**

No documents are required to be submitted or attached during COAP registration.

**I have three valid GATE score cards of GATE 2026 / GATE 2025 / GATE 2024 for the same paper. Which score card shall I use?**

It is recommended to register using the details of your highest GATE score.

During registration, you must provide valid GATE score details of GATE 2024, GATE 2025, and GATE 2026. Registration is required only once, but you may include all GATE scores from the last three years.

**What inputs are necessary during COAP registration?**

Candidates must provide valid GATE registration details (as entered in the GATE application form), GATE scores, mobile number, and email ID during COAP registration.

**I have two or three valid GATE score cards of GATE 2026, GATE 2025 and GATE 2024 for two or three different papers. Can I use all the scores?**

Registration is required only once. When logging into COAP for the first time, you must enter all your GATE scores (from different papers) in a single registration form.

If you have GATE scores for multiple papers, such as EC and CS, you may register using any one of them and add the remaining scores upon your first login.

If you have multiple GATE scores for the same paper (e.g., EC from 2024, 2025, or 2026), you may register using any one of them, preferably the highest score, and include the remaining scores when you log in to COAP for the first time.

**Do I need to send hardcopies of any reporting documents?**

NO, submitting a hard copy of any documents is not required.

**How will I know the status of any offers?**

You can check your offer status on the scheduled dates by logging into the COAP website using the login ID and password sent via email or SMS after registration. Ensure that you have also applied through the M. Tech. admission portals of participating institutes or the job portals of participating PSUs to receive offers.

**When and how do I know whether any job/ admission offers have been made?**

Offers can be viewed within the designated time window according to the scheduled dates for review and decision-making.

### What are the options available when I receive an offer of joining/ admission?

After receiving an admission offer (excluding the final or last round), candidates will have three options on the online application portal:

1. Candidates may select only one offer from the available options.
2. The three available options are:
  - **Accept and Freeze**
  - **Retain and Wait**
  - **Reject and Wait**

For further details, please refer to the guidelines section of the information brochure.

### Why is “Retain and wait” allowed only twice on a given offer?

This rule was introduced in COAP 2020 to eliminate stratification. Candidates can select the “**Retain and Wait**” option for a specific offer only twice.

For example, if Institute ABCD offers “Thermal Engineering” in Round 1 and the candidate selects “**Retain and Wait**,” and the same offer is available in Rounds 2 and 3, the “**Retain and Wait**” option will no longer be available in Round 3.

In such cases, the candidate must choose either “**Accept and Freeze**” or “**Reject and Wait.**”

### What are the options available when I receive an offer of joining/ admission in the FINAL (LAST) round of offers?

After receiving an offer of admission or joining in the final round, candidates will have two options on the online application portal

1. Only one offer can be selected from the available options.
2. The two available options are:
  - **Accept and Freeze**
  - **Reject**

Please refer to the guidelines for further details. Based on vacancy status and merit lists, participating institutes may conduct additional spot rounds.

### What are the steps to be taken when I accept an admission offer?

After selecting "**Accept and Freeze**" for an admission offer, visit the respective organization's website or the institute's M. Tech. admission portal and complete the required admission formalities within the specified deadline.

**Can I withdraw after accepting the offer? How about getting the Institute Fee refunded?**

Visit the respective organization's or institute's webpage and follow the withdrawal procedure as outlined on the M. Tech. admission offer portal.

Once an offer is accepted and frozen, you will no longer be considered for admission in subsequent rounds at any participating academic institute or PSU.

**After declining/ rejecting the offer, can I be considered for subsequent offers?**

Once an offer is declined or rejected in a particular round, it will not be reconsidered.

If higher preferences were indicated in the M. Tech. application, you may still be considered for those in subsequent rounds, subject to vacancy availability and the institute's merit list criteria.

**Is there any chance for me to move up in my preference and what am I supposed to do for that?**

Candidates who select "**Accept and Freeze**" in a particular round will not be considered for higher preferences in subsequent rounds.

To remain eligible for higher preference offers, candidates should choose the "**Retain and Wait**" option.

The availability of higher preference offers in subsequent rounds depends on vacancies and the institute's merit list.

**Whether the admission offer will be available at the respective Institute's M. Tech. Admission website?**

No, offers will only be uploaded on the COAP portal, and all decisions must be made on the COAP website.

For the subsequent joining process, candidates will be directed to the respective organizations or institute's website.

**Can I select multiple offers at a time?**

No, a candidate can select only one offer per round from the multiple offers available from participating institutes or PSUs.

**Can I select multiple offer(s)/ admission(s) with 'Retain and Wait'?**

No, only one offer can be selected with the "**Retain and Wait**" option. All other offers in that round will be considered rejected.

However, the candidate will still be considered for higher preference offers in subsequent rounds from participating academic institutes and PSUs.

**Which Institutes and PSUs are participating in the Common Offer Acceptance Portal (COAP)?**

List of participating Institutes and PSUs are displayed at COAP web portal.

**Will the offer release window for all participating institutes remain the same?**

The admission offer release window for participating institutes and PSUs will follow the same schedule and operate at specific intervals.

However, based on their selection process, some institutes may skip certain windows, and release offers in subsequent windows.

**Will all participating Institutes have the same number of rounds?**

It is not mandatory for all institutes to release offers in every window. Depending on their selection process, some participating institutes may skip certain offer release windows and issue offers in subsequent windows.

Additionally, some institutes may conduct extra rounds, with the procedures for these rounds outlined on their respective websites.

**Can a candidate select multiple offers from different participating institutes? OR, Can a candidate accept multiple admission offers from a participating institute?**

No, a candidate can select only one offer from the available options. All other offers in that round will be considered rejected

**Can I select "Retain and Wait" in the final (last) round of Common Offers?**

No, in the final round, only two options will be available: "**Accept and Freeze**" or "**Reject**."

**What will happen If a candidate does not access or does not take a decision during a particular round of offers?**

If a candidate does not access COAP or fails to make a decision during a particular round, all offers from that round will be considered rejected. However, if higher preferences were indicated, the candidate may still be considered for those in subsequent rounds.

If a candidate previously selected "**Retain and Wait**" but does not access COAP or fails to make a decision (including not clicking "**Submit**") in a later round, all offers in that round will be considered rejected.

**What will happen If a candidate does not access or does not take a decision during the final/ last round of offers at COAP?**

If a candidate does not access COAP or fails to make a decision (including not clicking "**Submit**") during the final round, all offers in that round will be considered rejected.

**Will any offer be available at COAP after the final round?**

No, after the final round at COAP, no offers will be available on the portal.

For any offer or admission-related matters, candidates should visit the respective academic institute's admission portal.

**Will additional spot admission rounds of offers be available at COAP?**

No, after the main and additional rounds at COAP, no offers will be available on the portal.

Some institutes may conduct additional or spot rounds to fill vacancies, and candidates should refer to the respective institute's guidelines.

In such cases, all admission and offer-related information will be available only on the institute's website, as no offer-related data will be provided on COAP.

**Can I view COAP offer details without registering at COAP and using my own M. Tech. Application ID?**

No, candidates must register at COAP to view and make decisions on admission offers from participating institutes.

While M. Tech. application IDs may vary across institutes, each candidate will have only one COAP registration number.

The COAP registration number is a mandatory requirement in the M. Tech. application process for participating institutes.

**Do I need to register in COAP if I am applying for a MS program/ 3-year M. Tech. program?**

While COAP primarily facilitates M. Tech. admissions (2-year programs), some institutes may require COAP registration for MS programs or three-year M. Tech. programs.

The respective admitting institute will provide instructions regarding COAP registration during the application process for these programs.

**In the previous round, I had selected the “Retain and Wait” option for the M. Tech. program in X at Institute Y. However, in the current Round, the portal is showing new offers for Institute Y, but the previously retained offer (X at Institute Y) is no longer visible. Why?**

In COAP, a previously “Retain and Wait” offer X from Institute Y may not be visible in the next round if Institute Y offers you a higher preference, as indicated in your application form to that Institute.

## 8. Participating Institutes/PSU's



**IISc Bengaluru**



**IIT Bhilai**



**IIT Bhubaneswar**



**IIT (BHU) Varanasi**



**IIT Bombay**



**IIT Delhi**



**IIT Dharwad**



**IIT Gandhinagar**



**IIT Goa**



**IIT Guwahati**



**IIT Hyderabad**



**IIT Indore**



**IIT (ISM) Dhanbad**



**IIT Jammu**



**IIT Jodhpur**



**IIT Kanpur**




**IIT Kharagpur**



**IIT Madras**



**IIT Mandi**



**IIT Patna**




**IIT PALAKKAD**

**IIT Palakkad**



**IIT Roorkee**



**IIT Ropar**



**IIT Tirupati**